

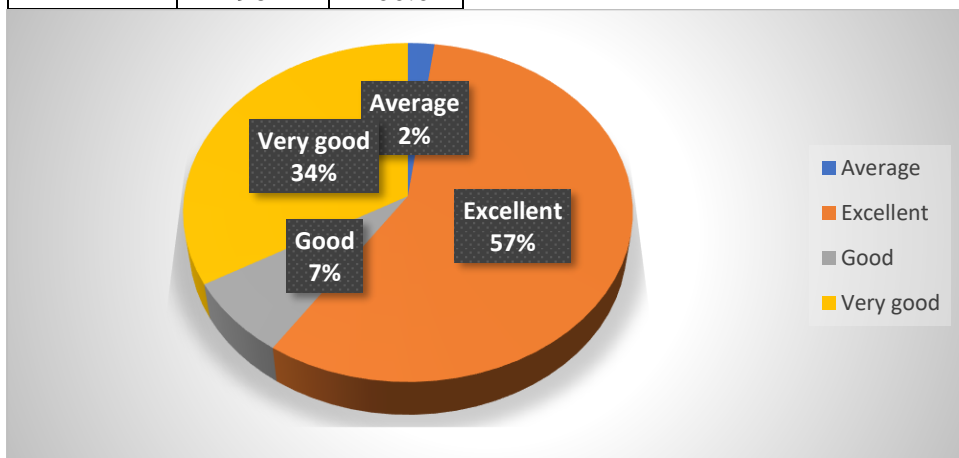
# Ram Lal Anand College

## Faculty Feedback Analysis (2023-2024)

### A) Teaching Learning Process

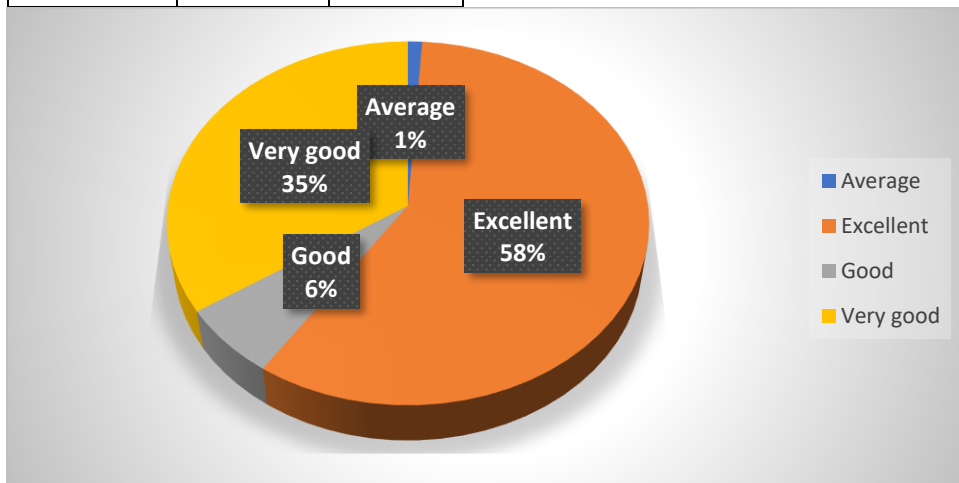
#### 1) Curriculum Adequacy

Responses	No. of Faculties	Percent
Average	2	2.1
Excellent	55	57.3
Good	7	7.3
Very good	32	33.3
Total	96	100.0



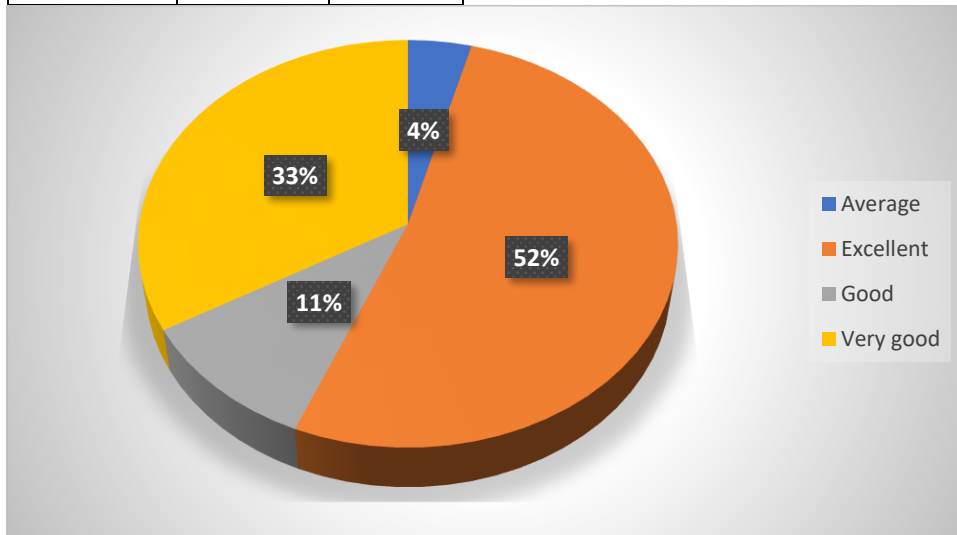
#### 2) Learning outcomes of programs and courses

Responses	No. of Faculties	Percent
Average	1	1.0
Excellent	56	58.3
Good	6	6.3
Very good	33	34.4
Total	96	100.0



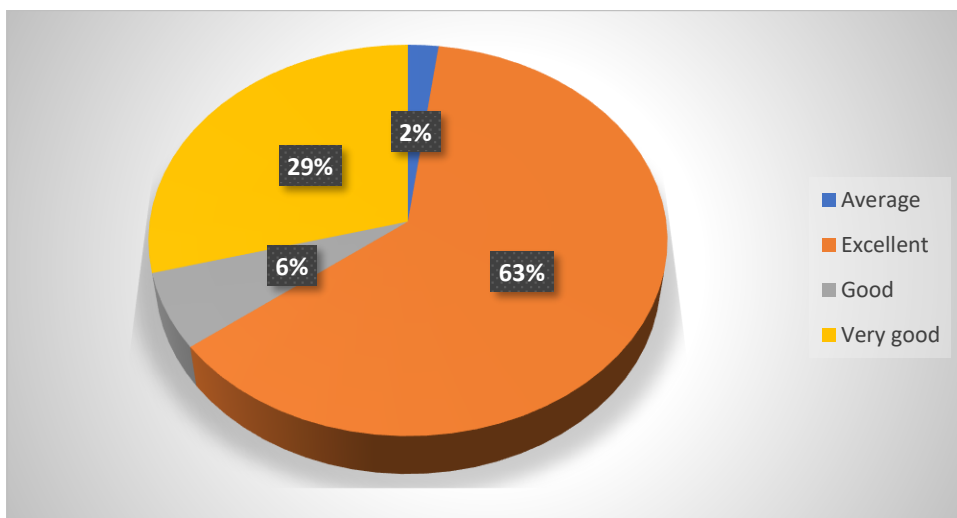
### 3) Programs provides requisites skills to students for employability

Responses	No. of Faculties	Percent
Average	4	4.2
Excellent	50	52.1
Good	10	10.4
Very good	32	33.3
Total	96	100.0



### 4) Requisite resources for curriculum delivery

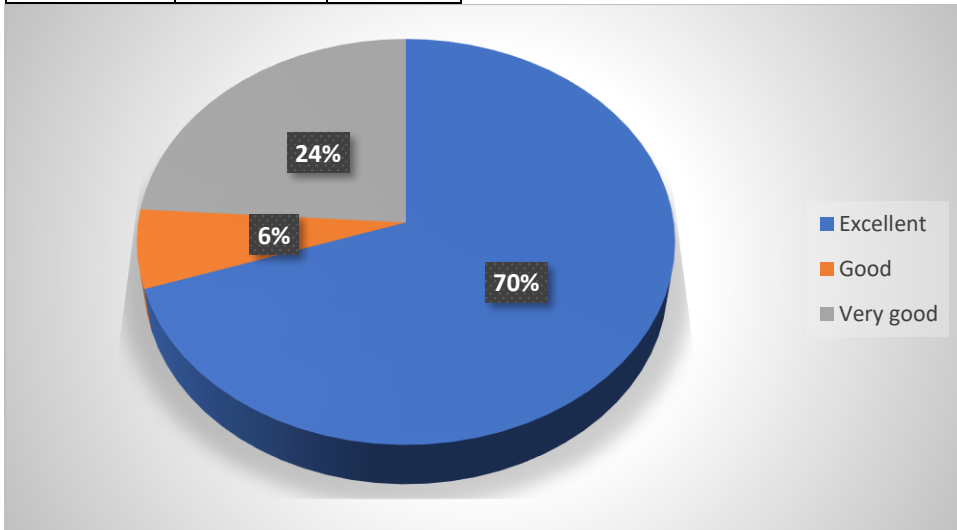
Responses	No. of Faculties	Percent
Average	2	2.1
Excellent	60	62.5
Good	6	6.3
Very good	28	29.2
Total	96	100.0



**B) Faculty has ample opportunity**

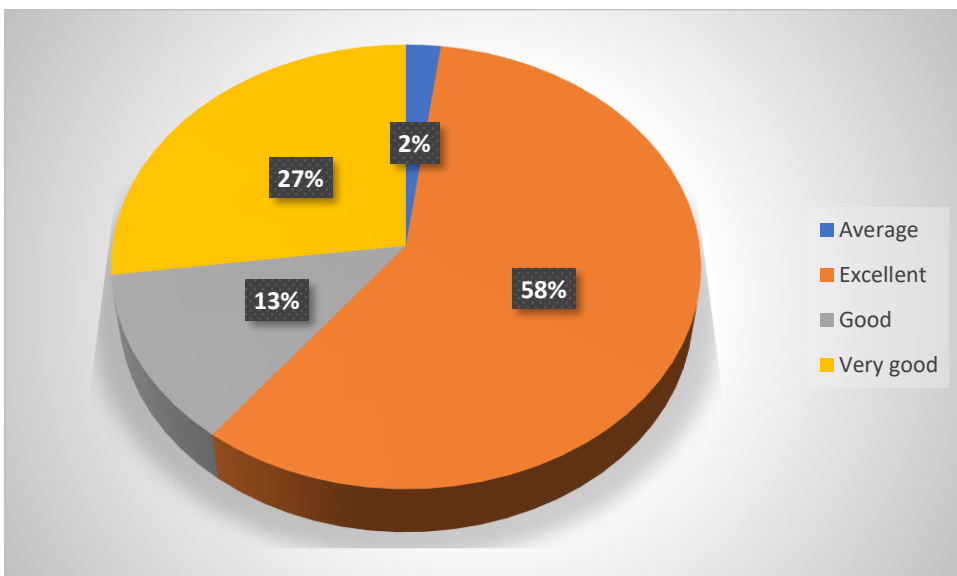
**1) Professional development through attending and organising FDP, conferences and seminars**

Responses	No. of Faculties	Percent
Excellent	67	69.8
Good	6	6.3
Very good	23	24.0
Total	96	100.0



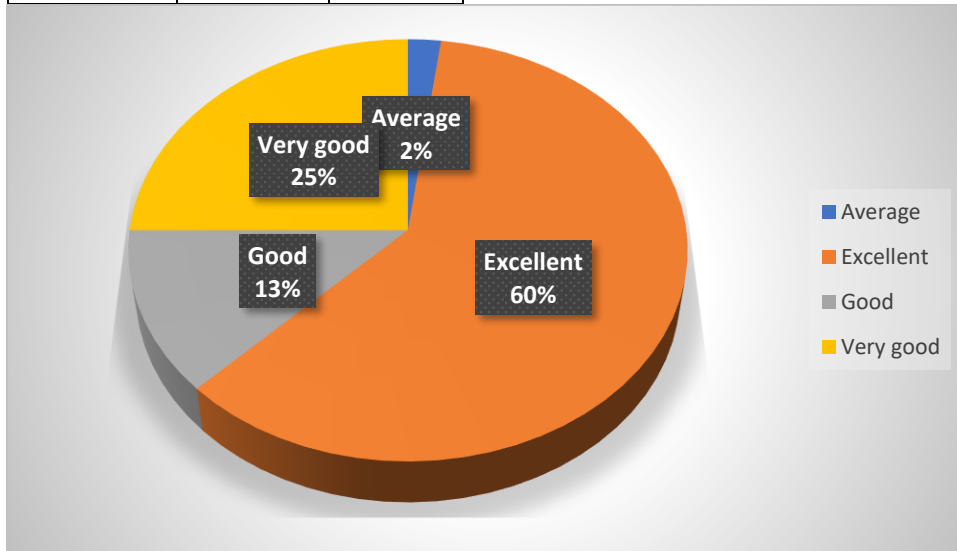
**2) Research**

Responses	No. of Faculties	Percent
Average	2	2.1
Excellent	56	58.3
Good	12	12.5
Very good	26	27.1



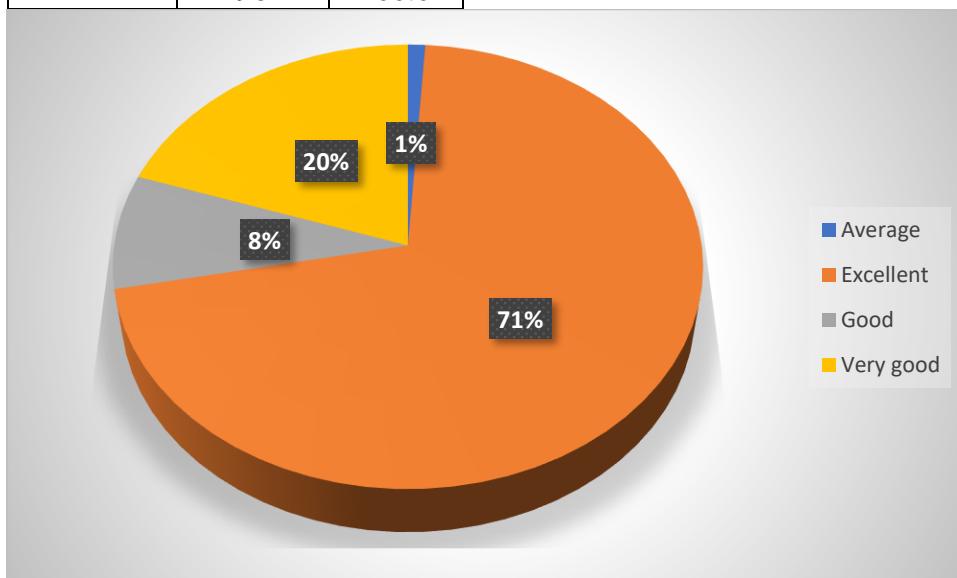
### 3) Publications

Responses	No. of Faculties	Percent
Average	2	2.1
Excellent	58	60.4
Good	12	12.5
Very good	24	25.0
Total	96	100.0



### 4) Organise certificate courses for students and its curriculum

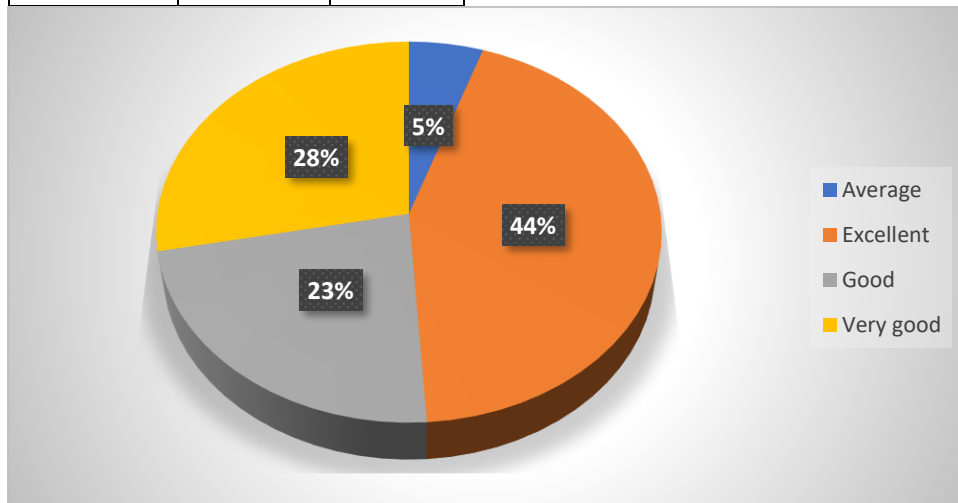
Responses	No. of Faculties	Percent
Average	1	1.0
Excellent	68	70.8
Good	8	8.3
Very good	19	19.8
Total	96	100.0



### C) Infrastructure Facilities

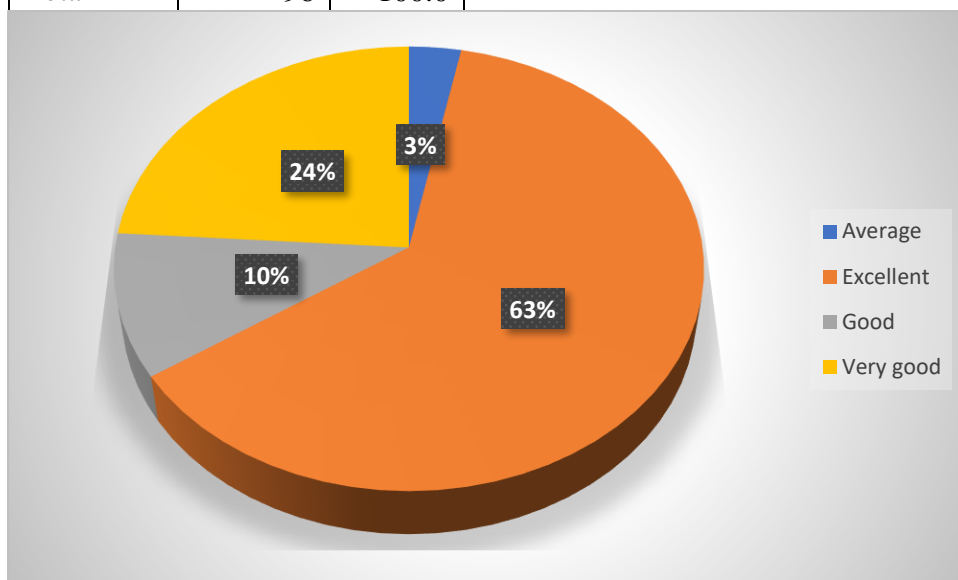
#### 1) Classrooms and seating capacity

Responses	No. of Faculties	Percent
Average	5	5.2
Excellent	42	43.8
Good	22	22.9
Very good	27	28.1
Total	96	100.0



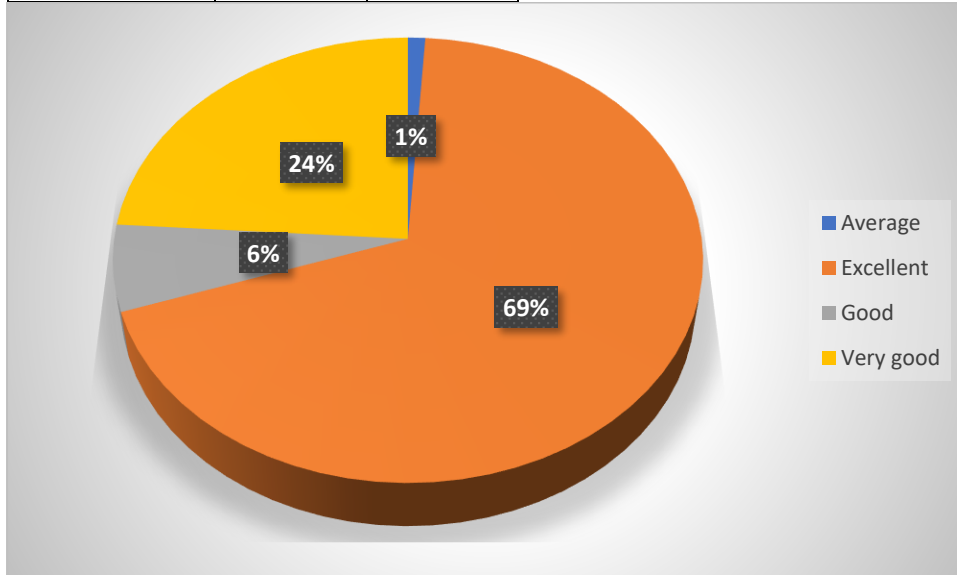
#### 2) Laboratories and equipment

Responses	No. of Faculties	Percent
Average	3	3.1
Excellent	60	62.5
Good	10	10.4
Very good	23	24.0
Total	96	100.0



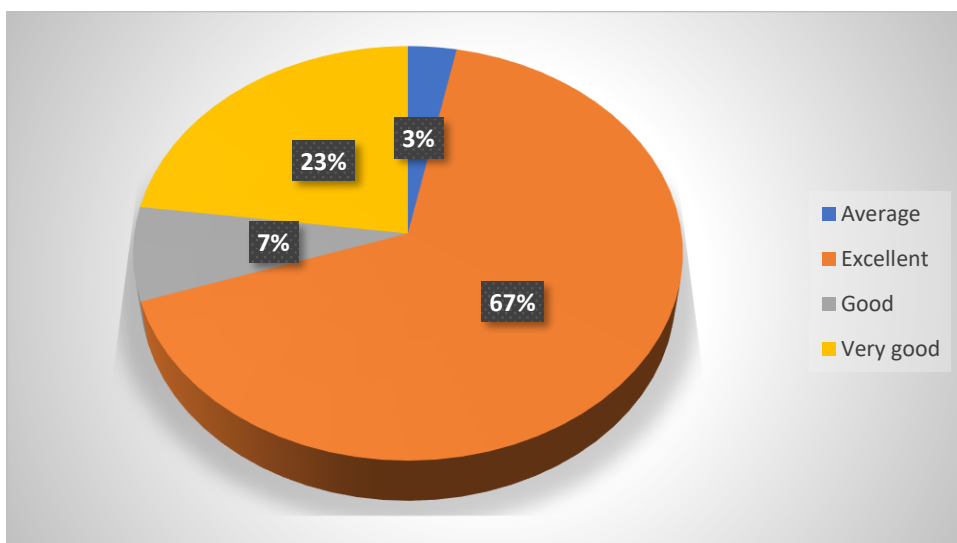
### 3) Library Facilities

Responses	No. of Faculties	Percent
Average	1	1.0
Excellent	66	68.8
Good	6	6.3
Very good	23	24.0
<b>Total</b>	<b>96</b>	<b>100.0</b>



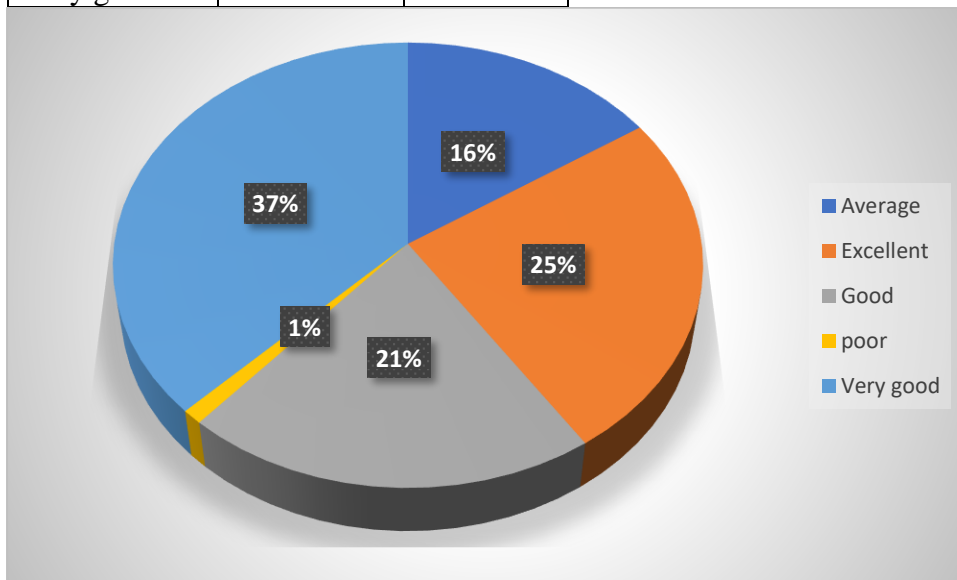
### 4) ICT facilities for teaching and research

Responses	No. of Faculties	Percent
Average	3	3.1
Excellent	64	66.7
Good	7	7.3
Very good	22	22.9
<b>Total</b>	<b>96</b>	<b>100.0</b>



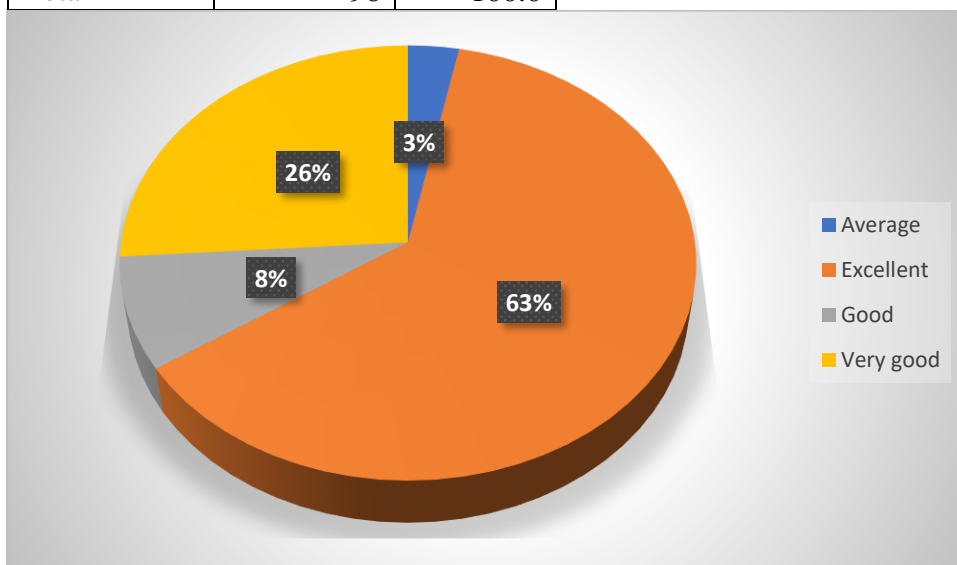
### 5) Canteen

Responses	No. of Faculties	Percent
Average	15	15.6
Excellent	24	25.0
Good	20	20.8
Poor	1	1.0
Very good	36	37.5



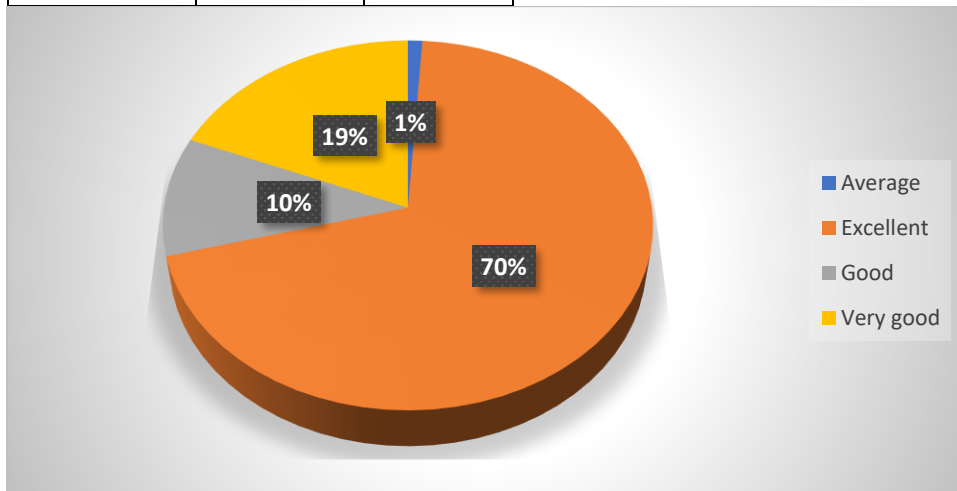
### 6) Facilities for Differently abled

Responses	No. of Faculties	Percent
Average	3	3.1
Excellent	60	62.5
Good	8	8.3
Very good	25	26.0
Total	96	100.0



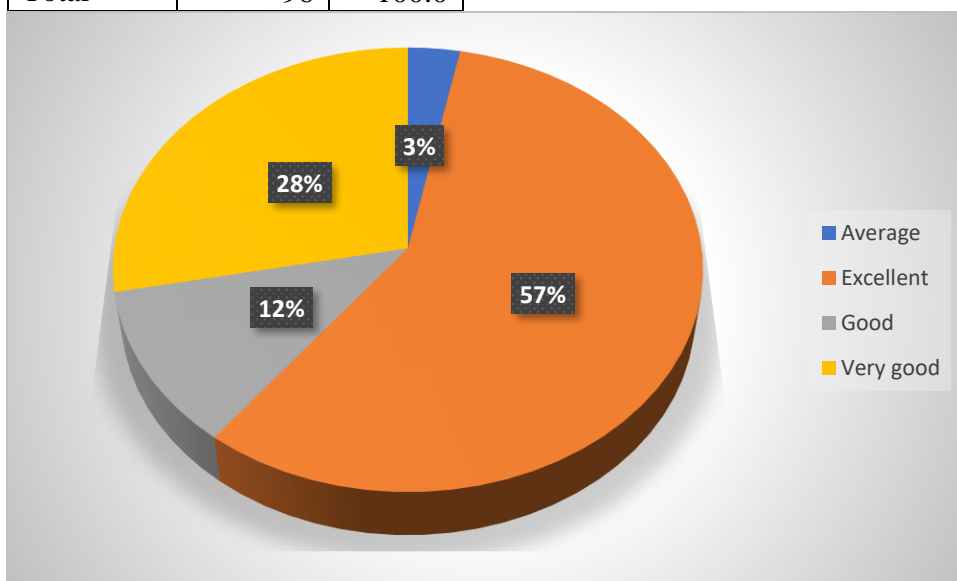
### 7) Safety at campus

Responses	No. of Faculties	Percent
Average	1	1.0
Excellent	67	69.8
Good	10	10.4
Very good	18	18.8
Total	96	100.0



### 8) Medical and counselling Facilities

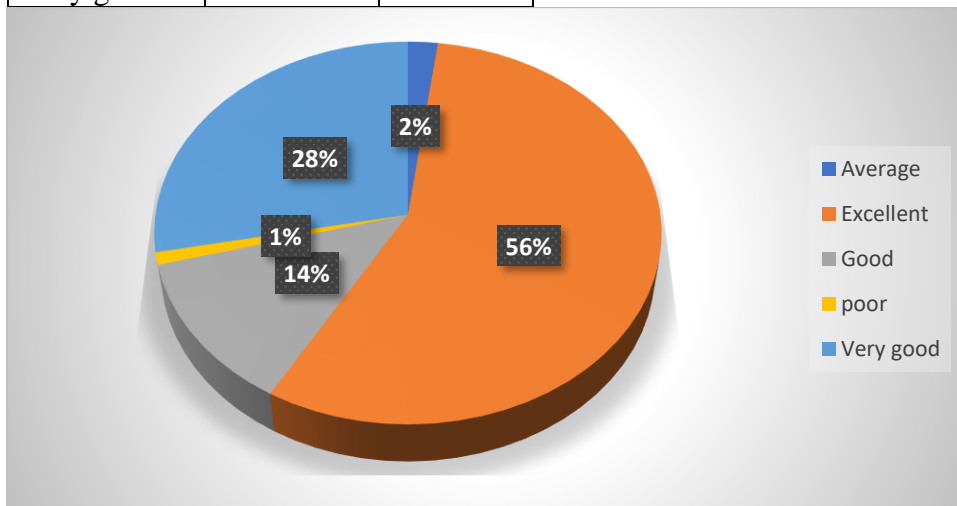
Responses	No. of Faculties	Percent
Average	3	3.1
Excellent	55	57.3
Good	11	11.5
Very good	27	28.1
Total	96	100.0





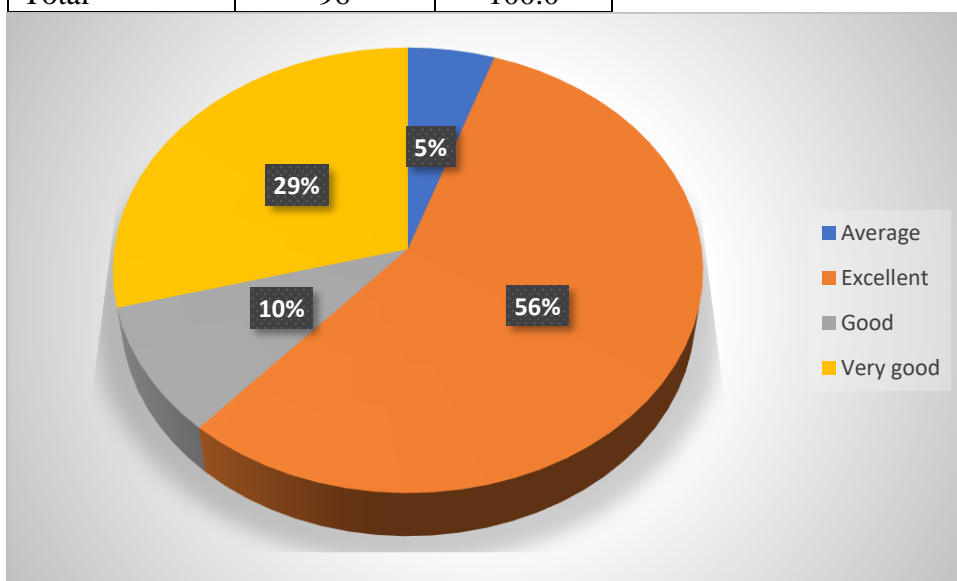
### 9) Lawns and landscaping

Responses	No. of Faculties	Percent
Average	2	2.1
Excellent	54	56.3
Good	12	12.5
poor	1	1.0
Very good	27	28.1



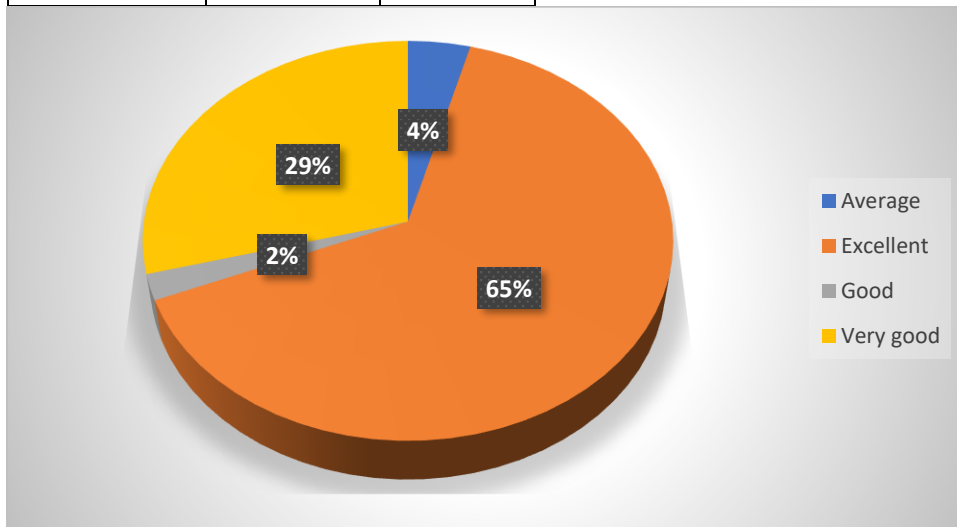
### 10) Sports Facilities

Responses	No. of Faculties	Percent
Average	5	5.2
Excellent	54	56.3
Good	9	9.4
Very good	28	29.2
Total	96	100.0



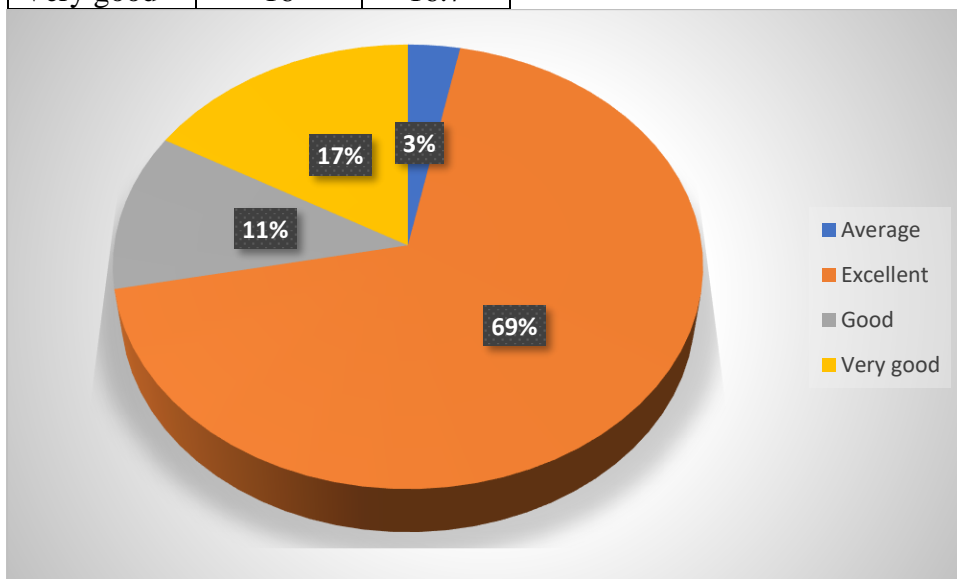
### 11) Cleanliness

Responses	No. of Faculties	Percent
Average	4	4.2
Excellent	62	64.6
Good	2	2.1
Very good	28	29.2
Total	96	100.0



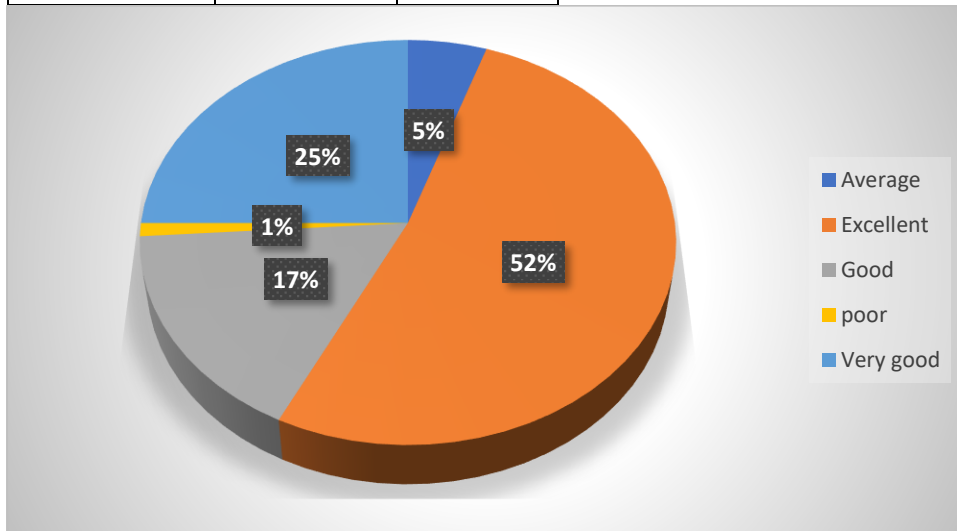
### 12) Seating/staff room

Responses	No. of Faculties	Percent
Average	3	3.1
Excellent	66	68.8
Good	11	11.5
Very good	16	16.7



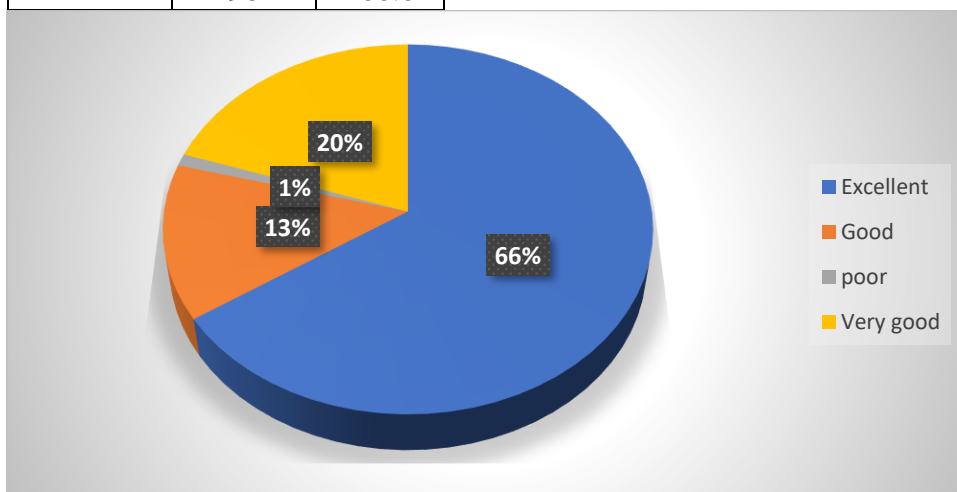
### 13) Washrooms

Responses	No. of Faculties	Percent
Average	5	5.2
Excellent	50	52.1
Good	16	16.7
poor	1	1.0
Very good	24	25.0
Total	96	100.0



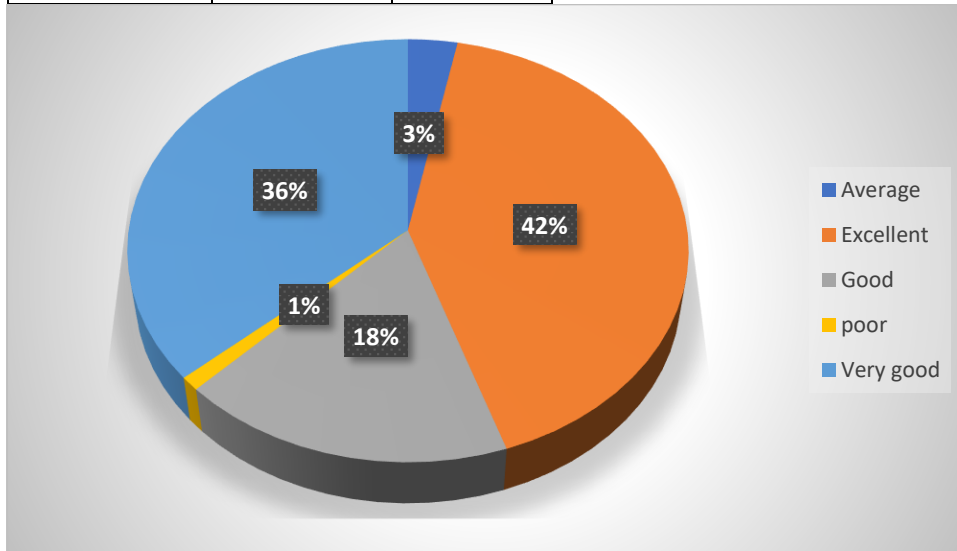
### 14) Drinking water

Responses	No. of Faculties	Percent
Excellent	63	65.6
Good	13	13.5
poor	1	1.0
Very good	19	19.8
Total	96	100.0



15) Parking space

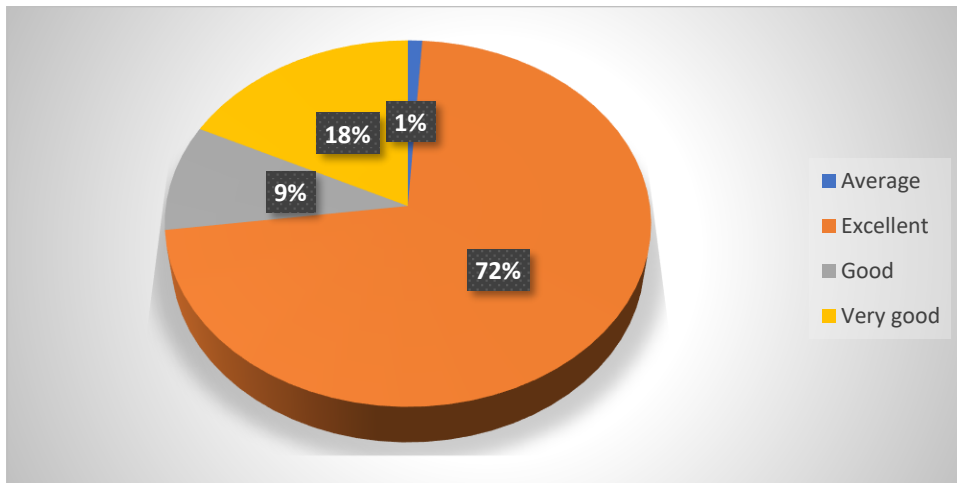
Responses	No. of Faculties	Percent
Average	3	3.1
Excellent	40	41.7
Good	17	17.7
poor	1	1.0
Very good	35	36.5
Total	96	100.0



D) Other Facilities at college

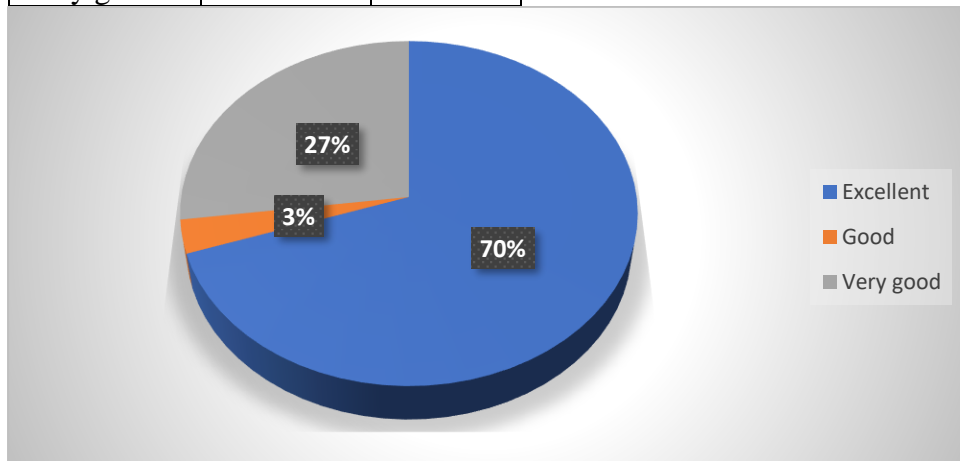
1) Congeniality of work environment

Responses	No. of Faculties	Percent
Average	1	1.0
Excellent	69	71.9
Good	9	9.4
Very good	17	17.7
Total	96	100.0



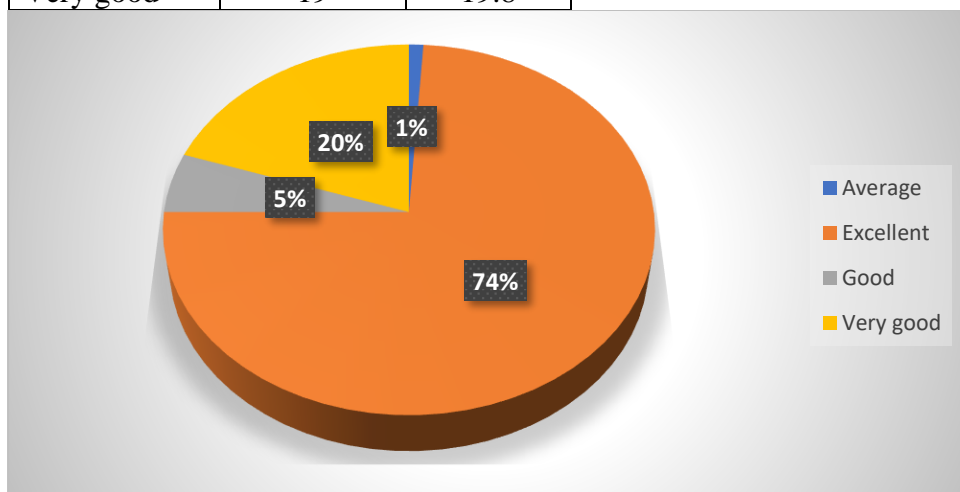
## 2) Financial support for attending professional development programs

Responses	No. of Faculties	Percent
Excellent	67	69.8
Good	3	3.1
Very good	26	27.1



## 3) Grant of Leave

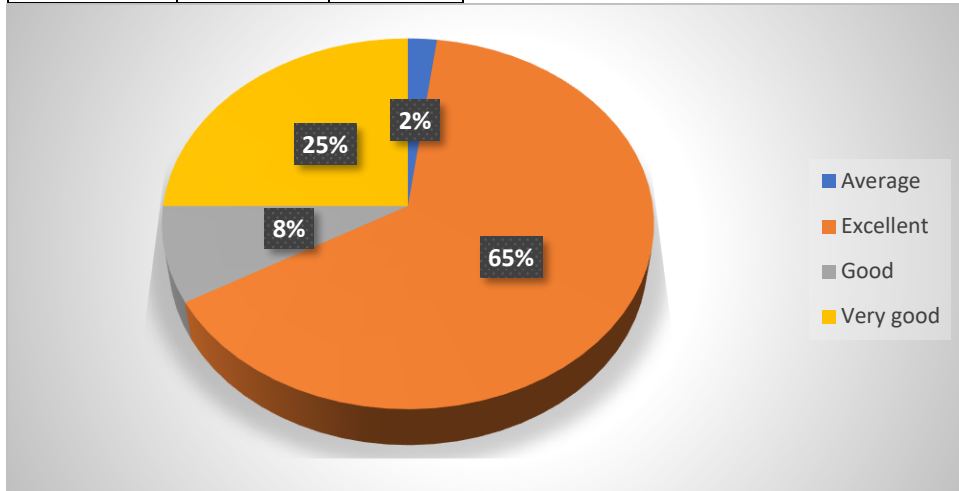
Responses	No. of Faculties	Percent
Average	1	1.0
Excellent	71	74.0
Good	5	5.2
Very good	19	19.8



## 4) Cooperation from Non-teaching staff

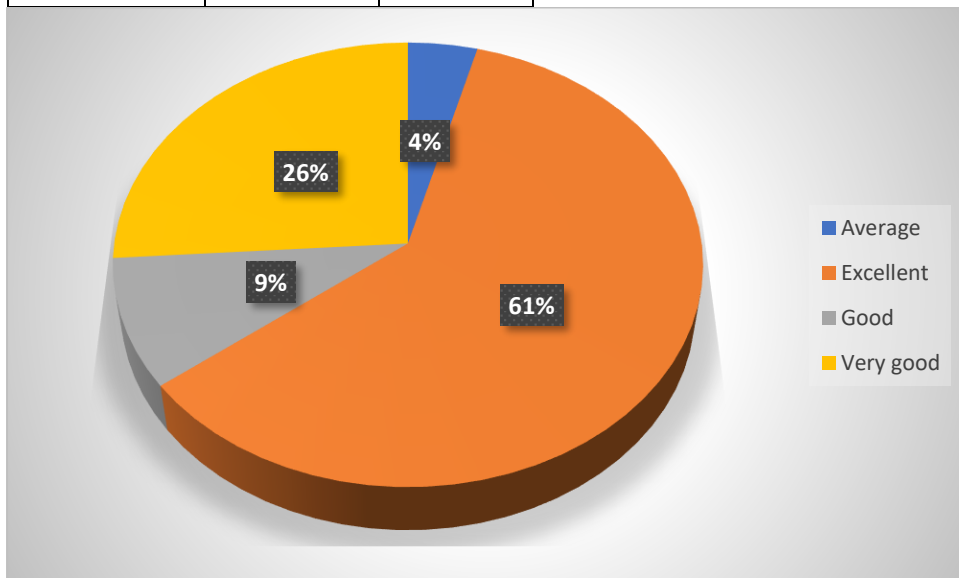
Responses	No. of Faculties	Percent
Average	2	2.1
Excellent	62	64.6

Good	8	8.3
Very good	24	25.0
Total	96	100.0



### 5) Participation in decision making

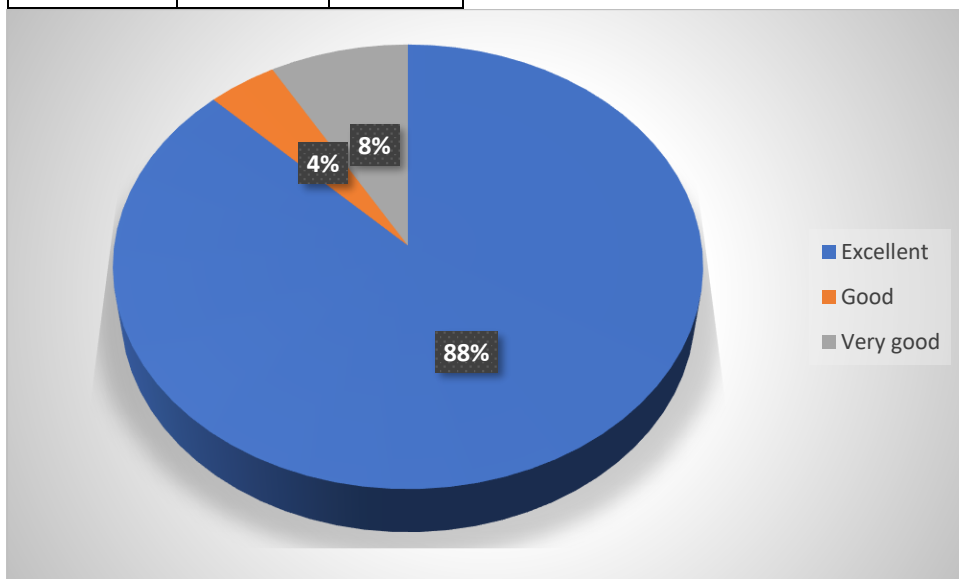
Responses	No. of Faculties	Percent
Average	4	4.2
Excellent	58	60.4
Good	9	9.4
Very good	25	26.0
Total	96	100.0



### 6) Accessibility to the Principal

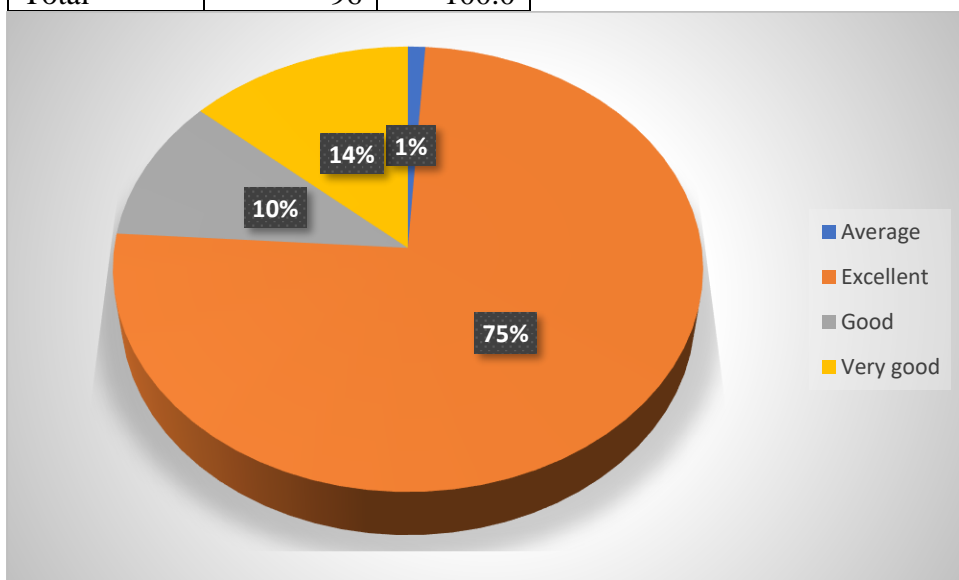
Responses	No. of Faculties	Percent
Excellent	84	87.5
Good	4	4.2

Very good	8	8.3
Total	96	100.0



### 7) Grievance redressal mechanism

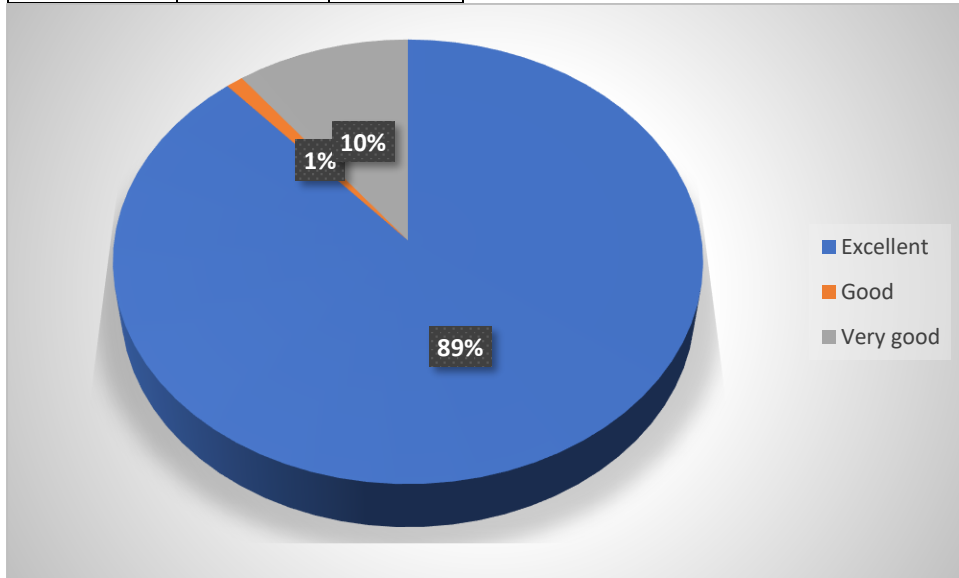
Responses	No. of Faculties	Percent
Average	1	1.0
Excellent	72	75.0
Good	10	10.4
Very good	13	13.5
Total	96	100.0



### 8) Disbursal of salary and arrears

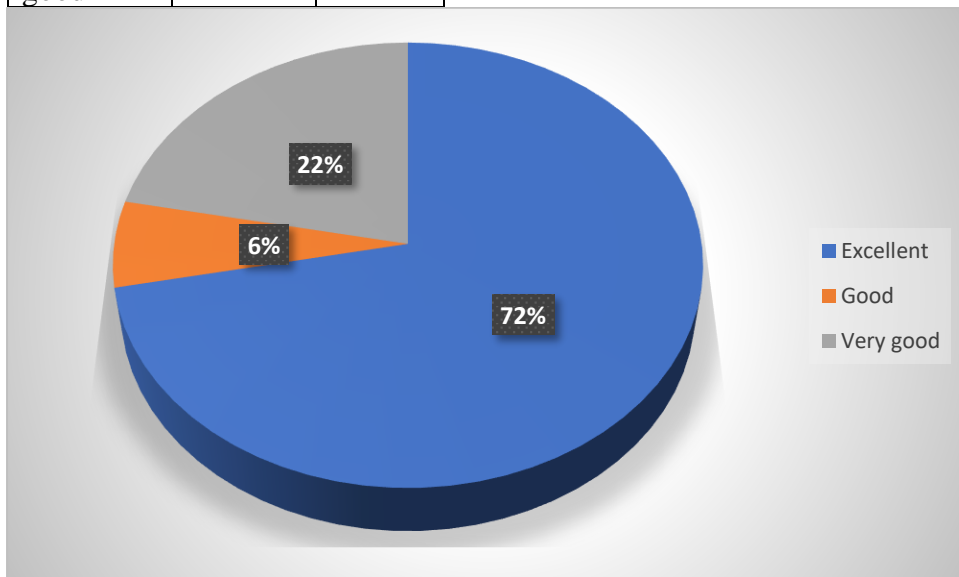
Responses	No. of Faculties	Percent
Excellent	85	88.5

Good	1	1.0
Very good	10	10.4
Total	96	100.0



**9) Disbursal of advance and reimbursements including LTC, medical etc**

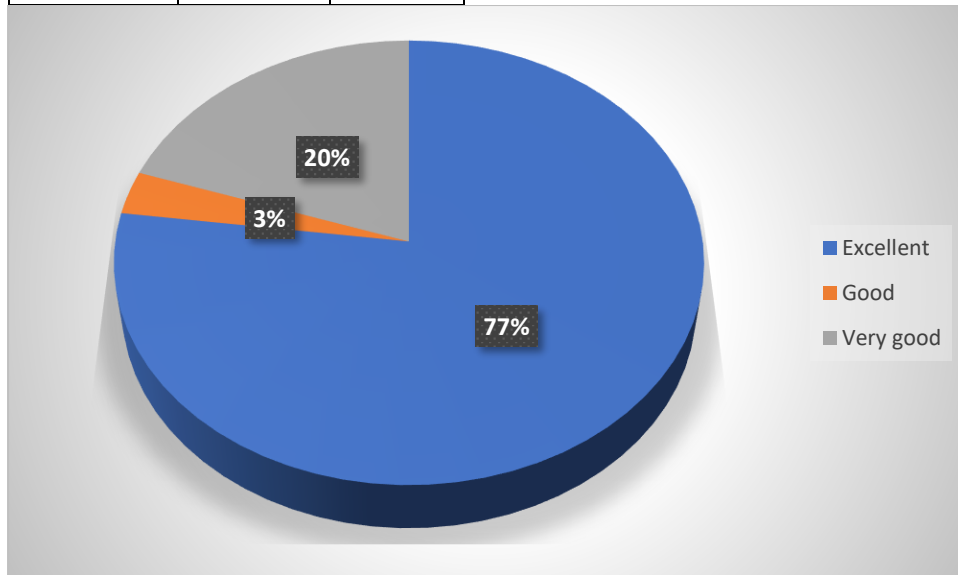
Responses	No. of Faculties	Percent
Excellent	69	71.9
Good	6	6.3
Very good	21	21.9





10) Promotions

Responses	No. of Faculties	Percent
Excellent	74	77.1
Good	3	3.1
Very good	19	19.8
Total	96	100.0



**PART II: SUMMARY OF AVERAGE SCORES**  
**QUESTION WISE AND OVERALL**  
**RAM LAL ANAND COLLEGE**  
**FACULTY FEEDBACK ANALYSIS 2023-24**

Total Responses- 96

S.No	Section	Question	Average	No. of responses with poor response
1	Teaching-Learning Process	Curriculum Adequacy	4.458	0
2	Teaching-Learning Process	Learning outcomes of programs and courses are well defined	4.500	0
3	Teaching-Learning Process	Programs provides requisite skills to students for employability	4.333	0
4	Teaching-Learning Process	Requisite resources for curriculum delivery	4.521	0
5	Faculty has ample opportunity for	Professional development through attending and organising FDP, conferences and seminars	4.635	0
6	Faculty has ample opportunity for	Research	4.417	0
7	Faculty has ample opportunity for	Publications	4.438	0
8	Faculty has ample opportunity for	Organise certificate courses for students and its curriculum	4.604	0
9	Infrastructure Facilities	classrooms and seating capacity	4.104	0
10	Infrastructure Facilities	laboratories and equipment	4.458	0
11	Infrastructure Facilities	Library Facilities	4.604	0
12	Infrastructure Facilities	ICT facilities for teaching and research	4.531	0
13	Infrastructure Facilities	Canteen	3.698	1
14	Infrastructure Facilities	Facilities for Differentlyâ€• abled	4.479	0
15	Infrastructure Facilities	Safety at campus	4.573	0
16	Infrastructure Facilities	Medical and counselling Facilities	4.396	0
17	Infrastructure Facilities	Lawns and landscaping	4.365	1

18	Infrastructure Facilities	Sports Facilities	4.365	0
19	Infrastructure Facilities	Cleanliness	4.542	0
20	Infrastructure Facilities	Seating/staff room	4.510	0
21	Infrastructure Facilities	Washrooms	4.219	1
22	Infrastructure Facilities	Drinking water	4.490	1
23	Infrastructure Facilities	Parking space	4.146	1
24	Other Facilities at college	Congeniality of work environment	4.604	0
25	Other Facilities at college	Financial support for attending professional development programs	4.667	0
26	Other Facilities at college	Grant of Leave	4.667	0
27	Other Facilities at college	Cooperation from Non-teaching staff	4.521	0
28	Other Facilities at college	Participation in decision making	4.427	0
29	Other Facilities at college	Accessibility to the Principal	4.833	0
30	Other Facilities at college	Grievance redressal mechanism	4.625	0
31	Other Facilities at college	Disbursal of salary and arrears	4.875	0
32	Other Facilities at college	Disbursal of advance and reimbursements including LTC, medical etc	4.656	0
33	Other Facilities at college	Promotions	4.740	0